

Covid-19 Vaccination Status Proof How to Guide

Section	Page
Introduction	2
How to Get Your NHS Digital Pass	3
1. NHS Covid Pass – Digital (NHS Website)	4
2. NHS Covid Pass – Digital (NHS Smartphone App)	5
3. NHS Covid Pass – Letter	7
Acceptable Proof of Vaccination Status - Examples	9
Unacceptable Proof of Vaccination Status - Examples	15
Appendix 1: NHS Covid Pass Details	17
Appendix 2: How to find your NHS Number	18
Appendix 3: NHS Login	19

Introduction

From the 4th August 2021 the government introduced the NHS Covid Pass. The NHS Covid Pass allows you to securely share details of your vaccination and prove your vaccinations status. Until the introduction of this pass the only way to show whether you were vaccinated against Covid-19 was your vaccination card; the small paper card you received from the person who vaccinated you.

It has been confirmed that the Vaccination Card will soon no longer be considered valid evidence of your vaccination status.

Over the next few months we will require all staff to get an NHS Covid Pass to confirm the details of your Covid-19 vaccination status. We are doing this because the NHS Covid Pass confirms all important details about your vaccination status and that they relate to you as an individual.

The NHS Covid Pass will confirm:

- Your Name
- Date of Birth
- Date of Vaccination
- Vaccine Product/Manufacturer (e.g. AstraZeneca, Pfizer etc.)
- Vaccination Batch Number

Important: There are two types of NHS Covid Pass; **Domestic** and **Travel**.

We will require the Travel NHS Covid Pass.

The Domestic NHS Digital Pass does not contain enough information to prove your vaccination status. Please refer to Appendix 1 (Page 16) for information on the differences between the two types of Covid Pass

Before you apply for the NHS Covid Pass it would be helpful (but not essential) for you to know your NHS Number.

An NHS number is a 10-digit number, like 485 777 3456. Your NHS number is unique to you. It helps healthcare staff and service providers identify you correctly and match your details to your health records.

For more details on how to find or get an NHS Number please refer to Appendix 2 (Page 17)

<https://www.creativesupport.co.uk/covid-19-vaccination-claim-form/>

There are three ways to get your NHS Covid Pass:

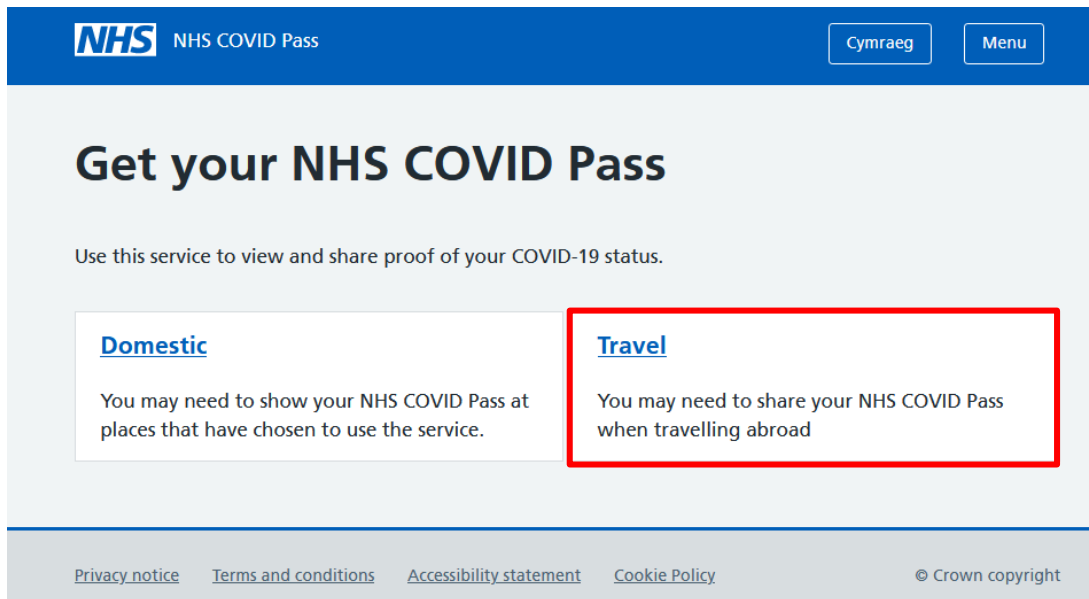
1. From the **NHS Website** (Details on page 4)
 2. From the **NHS App** (Details on page 5)
 3. Posted to **your home address** (Details on page 7)
-

[1. NHS Covid Pass – Digital \(NHS Website\)](#)

Before you begin you'll be asked to create an NHS Login if you do not have one already. More details on NHS Login can be found in Appendix 3 (Page 19)

1.1 Click here to begin: <https://covid-status.service.nhsx.nhs.uk/>

1.2 Log in and select Travel Pass



1.3 Once you have reached the “Your NHS COVID Pass” screen (above) you have several options:



- Download a PDF copy of the pass (Example on page 9)
- Have a copy of the pass emailed to you (Example on Page 9)
- Click on the “Show Details” option & take screenshots of each vaccine dose (Example on Page 11)

1.4 Now go to <https://www.creativesupport.co.uk/covid-19-vaccination-claim-form/> to submit your vaccination evidence.

2. NHS Covid Pass – Digital (NHS Smartphone App)

You can also download your NHS Covid Pass as a PDF or get it sent you in an email. You will need a smart phone to access the NHS Covid Pass this way.

2.1 Download the NHS App

The NHS App  is a separate app to the NHS Covid-19 App 

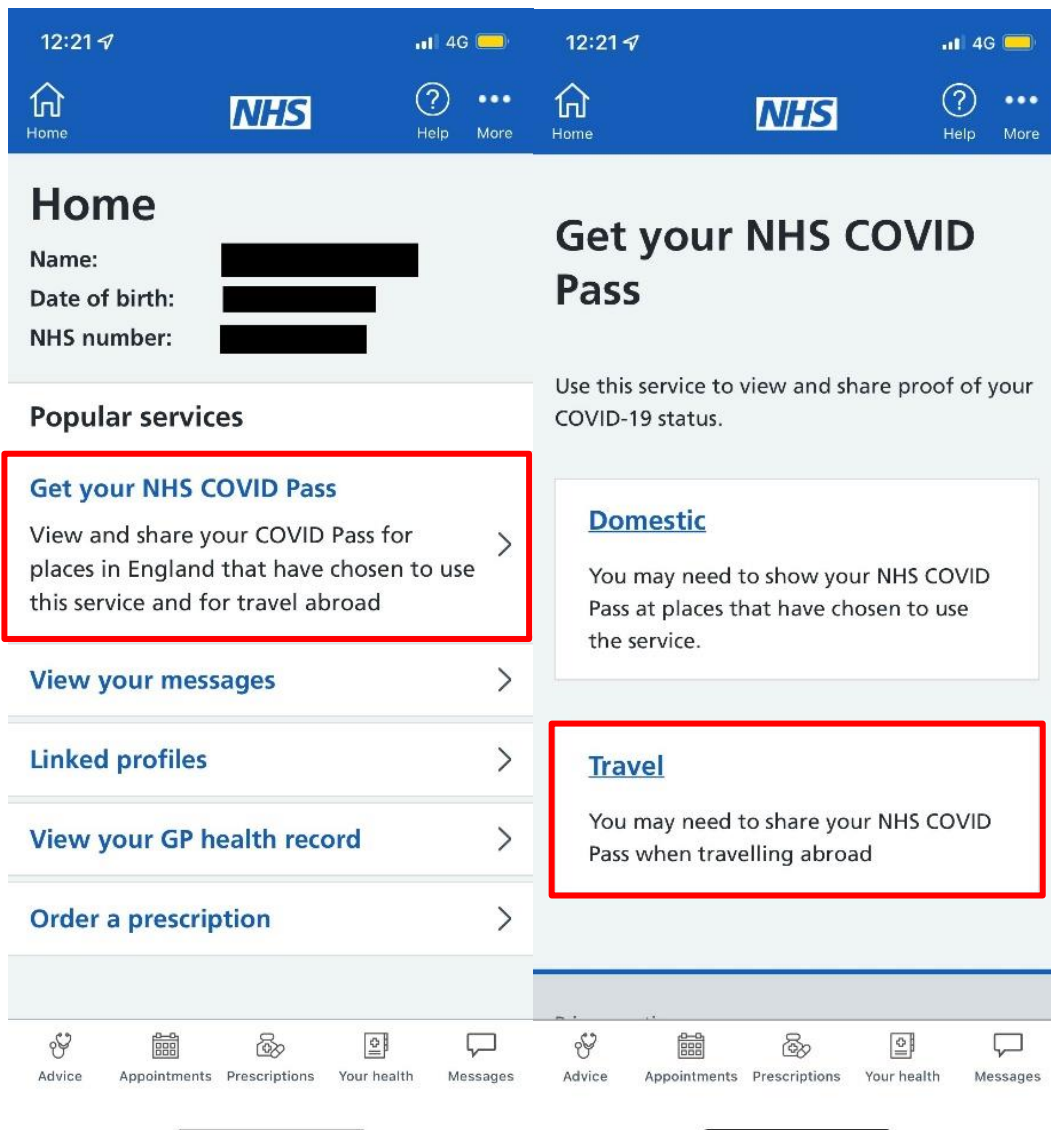
The NHS App is available on iOS (downloaded from the Apple App Store) and Android (downloaded from Google Play Store). To use it you must be aged 13 and over and registered with a GP surgery in England.

To use the app you'll be asked to create an NHS login if you do not have one already.

2.2 Click “Get your NHS COVID Pass”

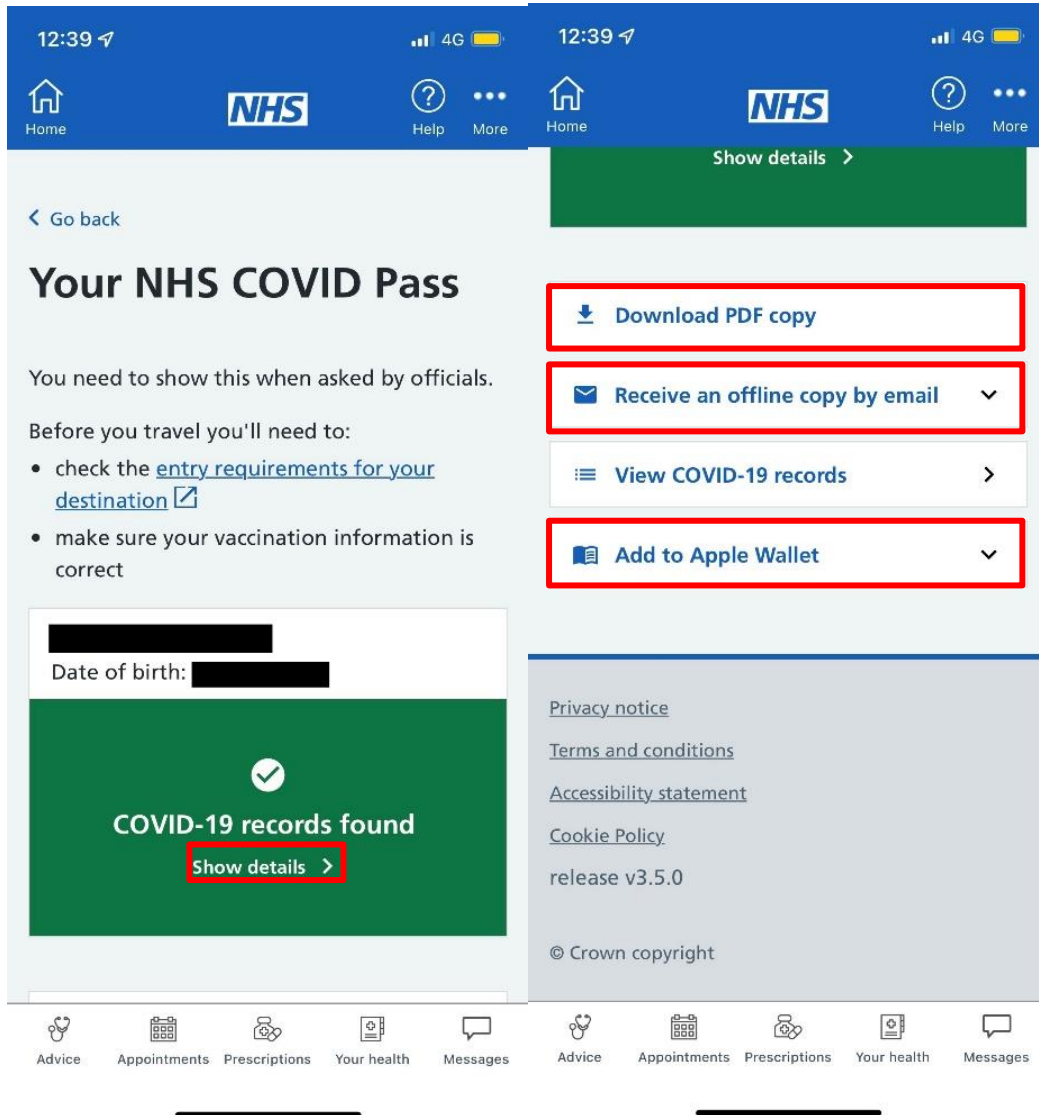
Then

Select “Travel” The Domestic Covid NHS Pass is **not** acceptable proof of vaccination



2.4 You have several options to get your pass:

- Download a PDF copy of the pass (Example on page 9)
- Have a copy of the pass emailed to you (Example on Page 9)
- Click on the “Show Details” option & take screenshots of each vaccine dose (Example on Page 12)
- Add it to your phone ‘wallet’ and take screenshots from your phone wallet (Example on Page 13)



2.5 Now go to <https://www.creativesupport.co.uk/covid-19-vaccination-claim-form/> to submit your evidence

3. NHS Covid Pass (Letter)

3.1 Ring your GP and request the NHS COVID Pass letter.

The NHS will ask you some questions, so they can look up your vaccination record. If they can find your vaccination record, they will send a letter to the address the NHS has on record for you. This is the address you have registered with your GP surgery.

If you're not registered with a GP, this can be the address you give them when you use other parts of the NHS, like hospitals.

If you were vaccinated in Scotland or Wales, you can use this service if you're registered with a GP in England.

3.2 You should get this letter within 5 working days from the date you ask for it. Go to <https://www.creativesupport.co.uk/covid-19-vaccination-claim-form/> to submit your letter as evidence.

Important:

- For now Booster vaccinations are not shown in the NHS Covid Pass letter. They do show in the digital NHS Covid Pass.
- Your NHS Covid Pass Letter does **not** have an expiry date unlike digital version

If you are not registered with a GP:

NHS Covid Pass Letter by phone

You can get a NHS Covid Pass Letter by calling:

- 119
- +44 151 905 0119 if you're overseas (you'll be charged according to your carrier's rates)

Do not call if you're travelling in more than 4 weeks' time.

NHS Covid Pass Letter online

You can apply for your NHS Covid Pass Letter online on the NHS website:

<https://www.nhs.uk/conditions/coronavirus-covid-19/covid-pass/get-your-covid-pass-letter/>

You can begin the process by clicking on the



icon.

Acceptable Proof of Vaccination Status - Examples

NHS Covid Pass – Letter
Acceptable Proof of Vaccination Status



5263-6598-DR36-FG8T-5R4G-6S5H-7T6N-8U7P6

Your unique reference
This is to confirm your COVID-19 vaccination record



Emmanuelle Carrington Whittington-Cunningham
8888 Northumberland-Pembrokeshire Gardens
High Wycombe
Buckinghamshire
HP20 1UA



01/0001/0000001

27 May 2021

Coronavirus (COVID-19) vaccination confirmation: two doses received

This document is important. Keep it safe. It proves that you have been vaccinated.

Name: **Emmanuelle Carrington Whittington-Cunningham**

Date of birth: **15 October 1946**

Your NHS record now shows you have received two doses of the Pfizer-BioNTech COVID-19 vaccine.

Dose 1 of 2

Date 2 February 2021
Vaccine manufacturer **Pfizer-BioNTech**
Disease targeted COVID-19
Vaccine mRNA
Batch BA 3489 9830D
Country of vaccination UK
Authority NHS Digital
Administering centre University Hospital of North Durham, County Durham and Darlington NHS Foundation Trust

Dose 2 of 2

Date 26 May 2021
Vaccine manufacturer **Pfizer-BioNTech**
Disease targeted COVID-19
Vaccine mRNA
Batch BA 3489 9830D
Country of vaccination UK
Authority NHS Digital
Administering centre University Hospital of North Durham, County Durham and Darlington NHS Foundation Trust

Find out about COVID-19 symptoms, testing, vaccination and self-isolation on the NHS website: www.nhs.uk/coronavirus

Data protection: NHS England is responsible for processing your personal data for the purposes of the COVID-19 vaccination programme. To find out more, you can access our privacy notice at: www.england.nhs.uk/contact-us/privacy-notice or search for "NHS England Privacy Notice" in your website browser.

0000001



Travel NHS Covid Pass – Digital via Website & App (PDF/Email)
Acceptable Proof of Vaccination Status



NHS COVID Pass - Vaccinated

Name ██████████	← Please check against the bearer's identity.
Date of birth ██████████	

This document is important. Keep it safe. It is a PDF copy of your vaccination records.

Pfizer/BioNTech COVID-19 vaccine [Booster]		Pfizer/BioNTech COVID-19 vaccine	
	<p>2D barcode expiry 26 December 2021</p> <p>To protect your data privacy the 2D barcode expires after 30 days. Please generate a new COVID-19 Pass to renew the barcode.</p>		<p>2D barcode expiry 26 December 2021</p> <p>To protect your data privacy the 2D barcode expires after 30 days. Please generate a new COVID-19 Pass to renew the barcode.</p>
Dose	3 of 3	Dose	2 of 2
Date of vaccination	21 October 2021	Date of vaccination	12 April 2021
Vaccine product	Comirnaty	Vaccine product	Comirnaty
Manufacturer	Biontech Manufacturing GmbH	Manufacturer	Biontech Manufacturing GmbH
Vaccine	SARS Cov-2 mRNA Vaccine	Vaccine	SARS Cov-2 mRNA Vaccine
Batch number	FG6431	Batch number	ER7934
Disease targeted	COVID-19	Disease targeted	COVID-19
Country of vaccination	GB	Country of vaccination	GB
Issuer	NHS Digital	Issuer	NHS Digital
Administrating centre	BOOTS - STOCKPORT - COVID LOCAL VACCINATION SERVICE	Administrating centre	STEPPING HILL HOSPITAL

Find out about COVID-19 symptoms, testing, vaccination and self-isolation on the NHS website: www.nhs.uk/conditions/coronavirus-covid-19

Data Protection: The Department for Health and Social Care (DHSC) is the Data Controller and is responsible for processing your personal data for the purposes of the NHS COVID Pass Programme. To find out more you can access the DHSC Privacy Notice at: www.gov.uk/government/publications/dhsc-privacy-notice. The NHS COVID Pass Privacy Notice is available within the guidance at: www.gov.uk/guidance/demonstrating-your-covid-19-status

NHS COVID Pass - Vaccinated

Name

██████████

Date of birth

██████████

← Please check against the bearer's identity.

This document is important. Keep it safe. It is a PDF copy of your vaccination records.

Pfizer/BioNTech COVID-19 vaccine



2D barcode expiry
26 December 2021


To protect your data privacy the 2D barcode expires after 30 days. Please generate a new COVID-19 Pass to renew the barcode.

Dose	1 of 2
Date of vaccination	18 January 2021
Vaccine product	Comirnaty
Manufacturer	Biontech Manufacturing GmbH
Vaccine	SARS Cov-2 mRNA Vaccine
Batch number	EE8492
Disease targeted	COVID-19
Country of vaccination	GB
Issuer	NHS Digital
Administrating centre	STOCKPORT NHS FOUNDATIO N TRUST

Find out about COVID-19 symptoms, testing, vaccination and self-isolation on the NHS website: www.nhs.uk/conditions/coronavirus-covid-19

Data Protection: The Department for Health and Social Care (DHSC) is the Data Controller and is responsible for processing your personal data for the purposes of the NHS COVID Pass Programme. To find out more you can access the DHSC Privacy Notice at: www.gov.uk/government/publications/dhsc-privacy-notice. The NHS COVID Pass Privacy Notice is available within the guidance at: www.gov.uk/guidance/demonstrating-your-covid-19-status

Travel NHS Covid Pass – Website (“Show Details” Screenshots) Acceptable Proof of Vaccination Status


 NHS COVID Pass Cymraeg Menu

[< Go back](#)

Details

Name: PATTIE FANNING
Date of birth: 28 August 1930

Vaccinated against COVID-19



< >

2D barcode expires
16 December 2021

Pfizer/BioNTech COVID-19 vaccine [Booster]

Dose	3 of 3
Date of vaccination	15 September 2021
Vaccine product	Comirnaty
Manufacturer	Biontech Manufacturing GmbH
Vaccine	SARS Cov-2 mRNA Vaccine
Batch number	WZIFRQNKUTDWQRWWESRA
Disease targeted	COVID-19
Country of vaccination	GB
Issuer	NHS Digital
Administering centre	GUY'S AND ST THOMAS' NHS FOUNDATION TRUST

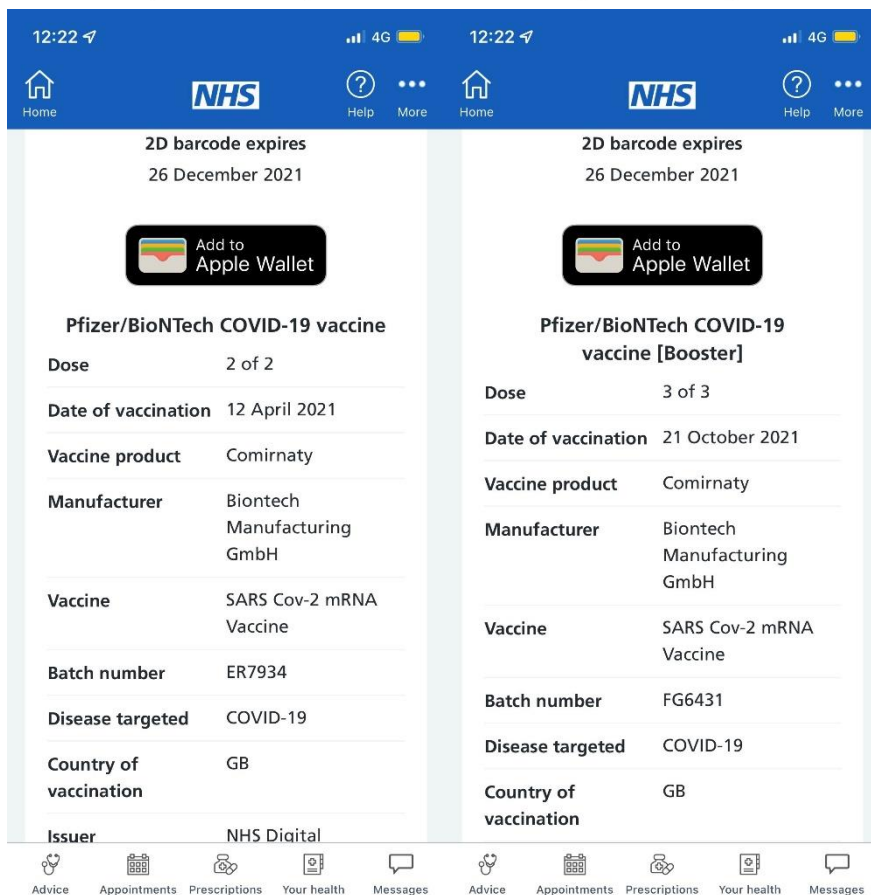
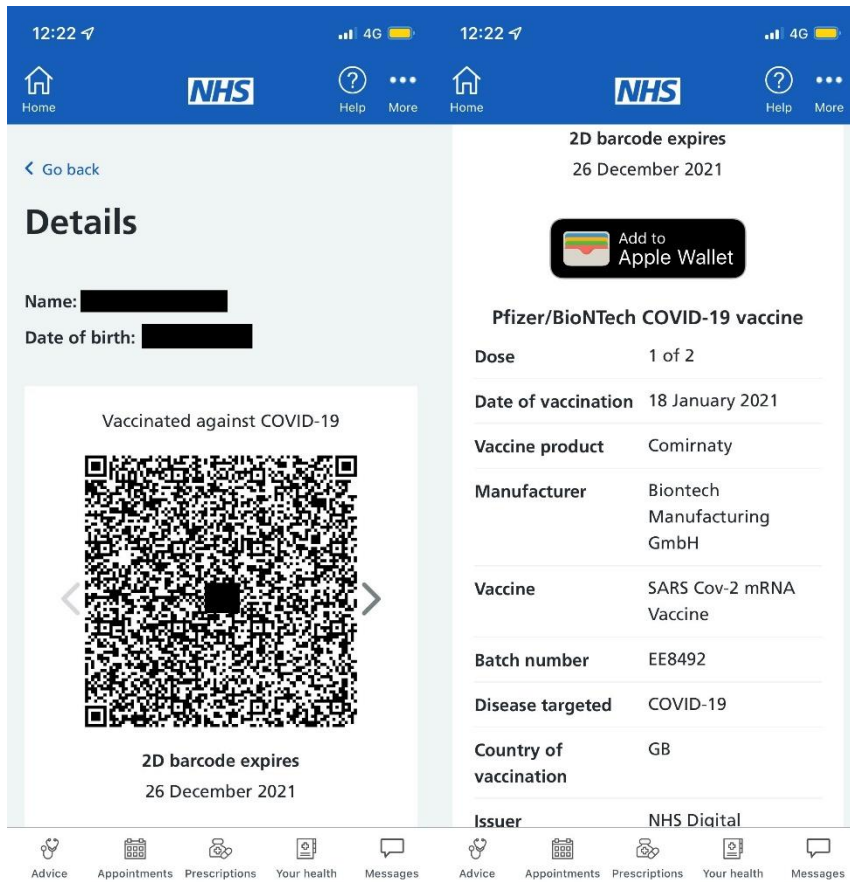
● ○ ○

The 2D barcode refreshes every time you log in. If you generate a PDF copy of your pass, the barcode will expire 30 days from date of issue. To get a new one, just log back in.

[Privacy notice](#) [Terms and conditions](#) [Accessibility statement](#) [Cookie Policy](#) © Crown copyright
release v3.4.1

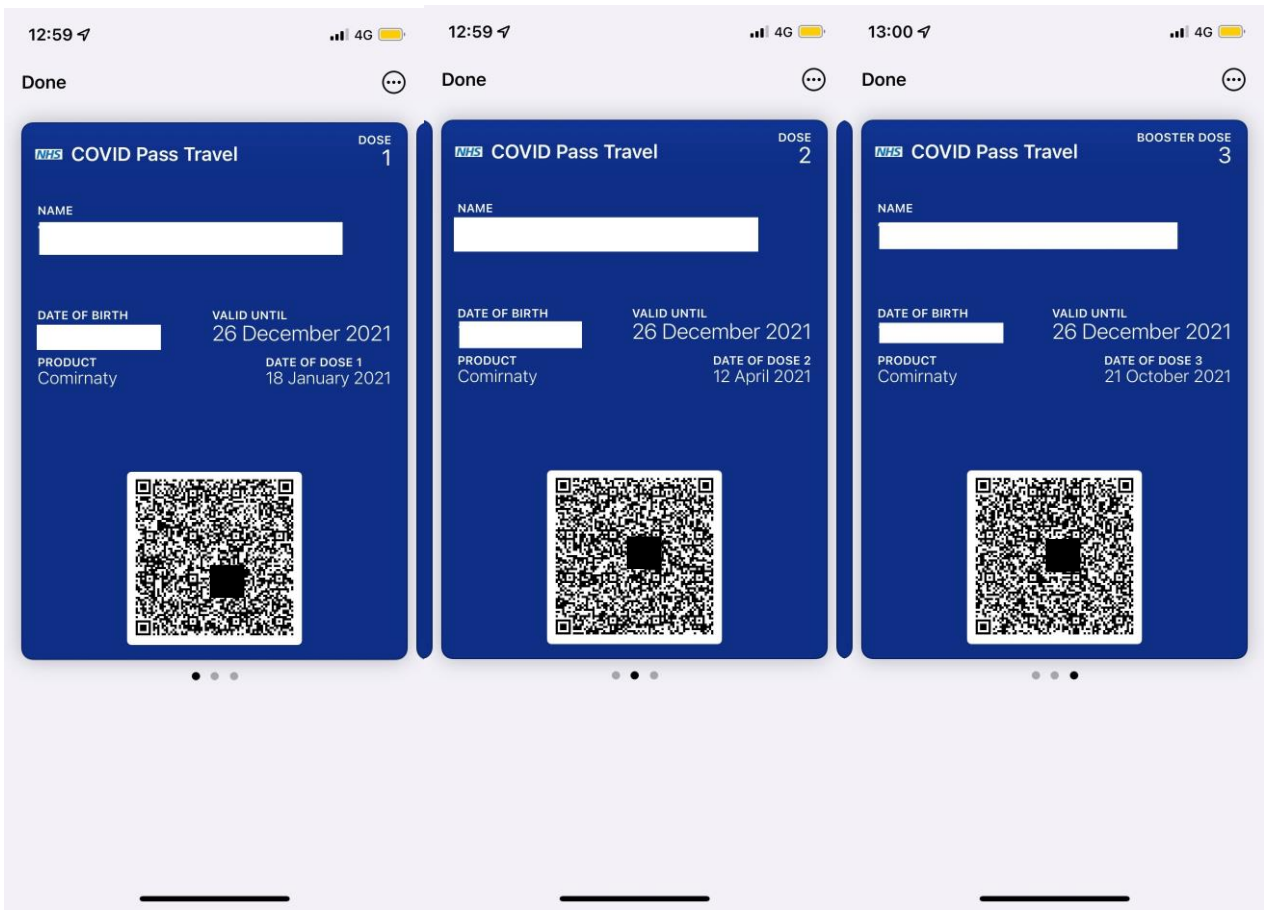
Travel NHS Covid Pass – Smart Phone App (“Show Details” Screenshots)

Acceptable Proof of Vaccination Status



Travel NHS Covid Pass – Smart Phone Wallet (Screenshots)

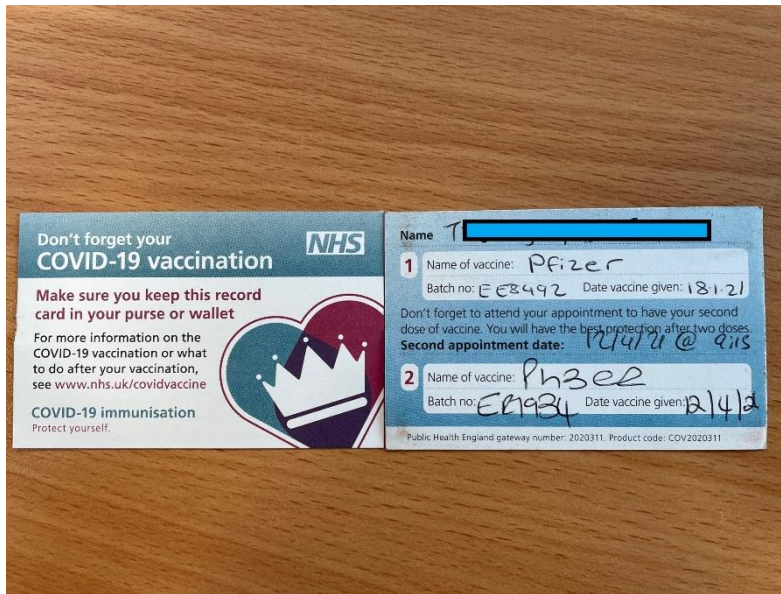
Acceptable Proof of Vaccination Status



Unacceptable Proof of Vaccination Status - Examples

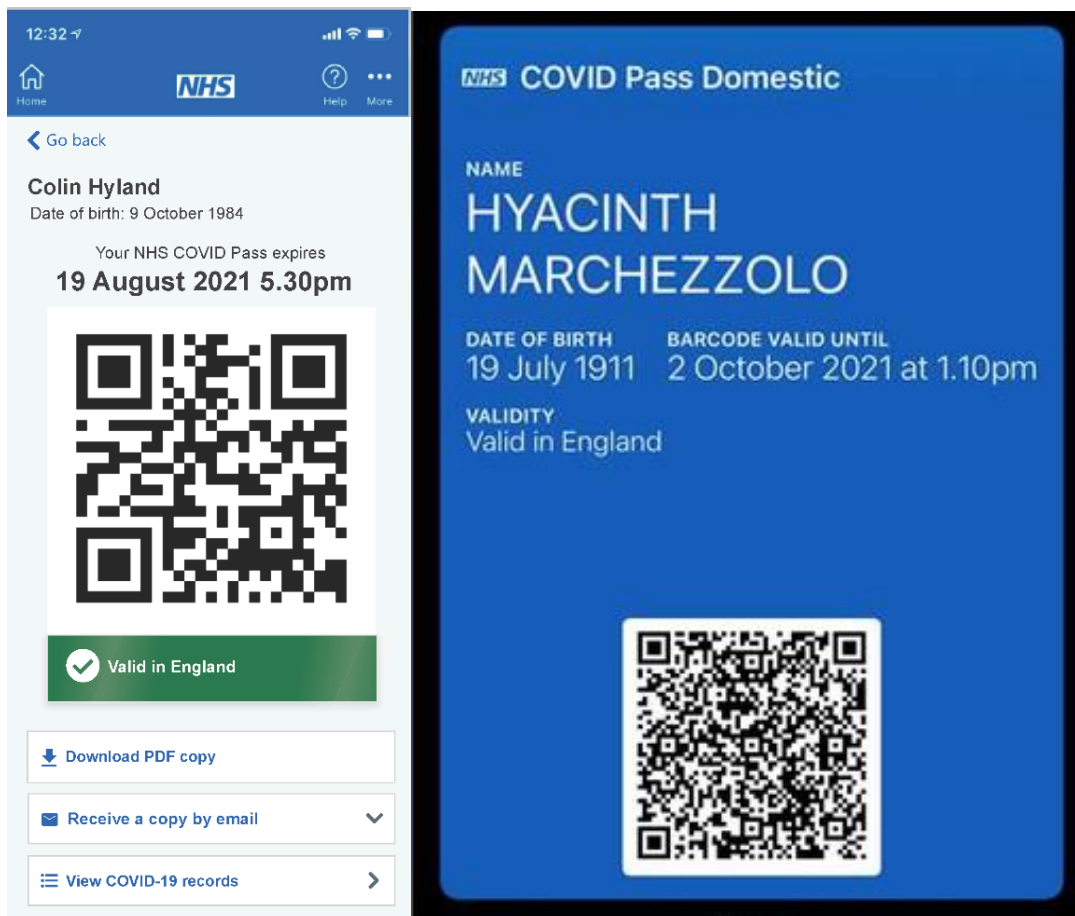
Vaccination Card (photo/scan)

Not Acceptable Proof of Vaccination Status



Domestic NHS Covid Pass – Digital (Website/Smartphone/Wallet Screenshots)

Not Acceptable Proof of Vaccination Status



Domestic NHS Covid Pass – Digital via Website & App (PDF/Email)

Not Acceptable Proof of Vaccination Status



2D barcode valid for all places that are using the NHS COVID Pass service

Name:

Evan GANTES

2D barcode expires:

26 November 2021 at 11.28 AM

How to use your NHS COVID Pass

Understanding your 2D barcode

This 2D barcode has been issued by the NHS based on your test and vaccination results to help verify that you've been vaccinated against COVID-19 - or tested negative.

What does the code show?

Scanning the code will show your name, confirm your test or vaccination, and an expiry date. The duration of its validity depends on whether you were tested or vaccinated.

What can I do with this code?

These 2D barcodes are being issued as part of the NHS COVID PASS service. If you need to prove your COVID-19 status at settings that have opted in, show this 2D barcode so it can be scanned with the NHS COVID Pass verifier. You must continue to follow all destination and government guidelines, including the wearing of masks and social distancing.

What to do when my barcode expires?

Your 2D barcode expires 30 days from the date of issue. You can generate a new one by logging in to the NHS App, visiting the NHS COVID Pass section, then download or email yourself a new PDF copy.

Appendix 1 – NHS Covid Pass Details

Travel NHS Covid Pass

If you are planning to go abroad you will be asked to show your vaccination status before travelling. Many countries are refusing entry to travelers who are not fully vaccinated or cannot prove their vaccination status.

You are eligible to get a Travel NHS Covid Pass if:

- **You are fully vaccinated with a UK approved Covid-19 vaccine.** The NHS Covid Pass is usually available 2 weeks after you're fully vaccinated.
- **A positive PCR test within the past 6 months.** The NHS Covid Pass is available after you've finished self-isolating and up to 180 days after taking the test.

Domestic NHS Covid Pass

Many sporting, entertainment and hospitality venues/event may require a Domestic NHS Covid Pass from you as a condition of entry. We can confirm that the Domestic NHS Covid Pass does not show your vaccination details and therefore **cannot** be accepted as proof of your Vaccination status.

You are eligible to get a Domestic NHS Covid Pass if:

- **You are full vaccinated with a UK approved Covid-19 vaccine.** The NHS Covid Pass is usually available 2 weeks after you're fully vaccinated.
- **A positive PCR test within the past 6 months.** The NHS Covid Pass is available after you've finished self-isolating and up to 180 days after taking the test.
- **A negative PCR test or negative lateral flow test within the past 48 hours.** The NHS Covid Pass is available as soon as you get your result. If you did a rapid lateral flow test at home, you need to report the result first. Find out how to report a rapid lateral flow test result
- **You have taken part in an official Covid-19 vaccine trial in England or Wales.**
- **A confirmed medical exemption from COVID-19 vaccination or testing.** The NHS Covid Pass is available once a doctor, clinician or midwife has approved your exemption application. Please refer to the government [website](#) for more information on confirmed medical exemptions.

Appendix 2 - How to find your NHS number

1. How to find your NHS number

Documents and letters

You can find your NHS number in most documents or letters sent to you by the NHS, such as your:

- Prescriptions
- Test results
- Hospital referral letters
- Appointment letters

Online

You can find your NHS number online by using the [Find your NHS number](#) service:

(<https://www.nhs.uk/using-the-nhs/about-the-nhs/what-is-an-nhs-number/>)

You can also find it by logging in to:

- The NHS App (you'll need to register if you have not used it before): <https://www.nhs.uk/nhs-app/>
- Some GP online services

Your GP surgery

You can call your GP surgery and ask them for your NHS number. You may need to prove your identity over the phone or visit your GP surgery with proof of identity.

Medical cards

Medical cards with your NHS number are no longer sent out in England. If you had one and you lost it, you do not need a replacement.

2. How to get an NHS number

If you have had NHS care or treatment

You should have an NHS number if you registered for NHS care in England, Wales or the Isle of Man.

Your NHS number is assigned to you soon after you're born or the first time you get NHS care or treatment.

This number is valid for life unless you're assigned a new number due to a reason like adoption or gender reassignment.

If you have never had NHS care or treatment

You can register with a GP practice to get an NHS number.

<https://www.nhs.uk/nhs-services/gps/how-to-register-with-a-gp-surgery/>

If you do not already have an NHS number, you'll be assigned one during registration.

You'll get a registration letter in the post and your NHS number will be shown in the letter.

What to do if you're denied care

If you're denied care because you do not know your NHS number or you do not have an NHS number, contact NHS England's customer contact centre. <https://www.england.nhs.uk/contact-us/>

Appendix 3 - NHS Login

What is NHS login?

NHS login makes it easier and quicker for you to securely access digital health and care services with 1 username and password. NHS login registrations may take longer than usual when there are high numbers of requests. You will need to register at least 2 weeks before you want to use your pass.

NHS Login website: <https://www.nhs.uk/nhs-services/online-services/nhs-log-in/>

NHS Login allows you to access lots of different health and care websites and apps with just one set of login details. You can securely access many digital health and care services with one email address and password.

NHS login follows the [UK government's data storage standards](#) to keep your information private and secure. For more information visit the [NHS login privacy policy](#).

Where you can use your NHS login

Many digital health and care services will show the NHS login button. Select this button on your chosen website or app to access it with your NHS login details.



This is an example image of the NHS login button.

Why you may need to prove who you are

Low level proof of who you are

When you first set up your NHS login you will have a verified email address and phone number. This is low level proof of who you are. With this, you can do simple tasks like access general medical information or book a COVID-19 test.

If you want to access your health records or any personal information, you will need to prove who you are to a medium level or a high level. This will depend on the website or app you want to use and the type of information you want to access.

Medium level proof of who you are

You will be asked to enter your NHS number, date of birth and the postcode of your home address as registered with your GP surgery. If you do not know your NHS number, you can enter your name instead.

This information is then checked to see if we can find a match on our records. If we find a match, your NHS login will then be verified to a medium level.

This will allow you to do things like contact your GP or receive notifications. It does not provide access to health records or personal information.

High level proof of who you are

You must have high level proof of who you are to gain access to health records or personal information. To do this, you have 4 options:

- **Use a fast-track ID check:** If you have already registered to use your GP online services, the setup of your NHS login can be fast-tracked. This will only work if the mobile phone number you

use for NHS login is the same number your GP surgery has for you. This means you do not need to have your ID re-checked and the process is much quicker.

- **Submit photo ID and a face scan:** You will be asked to submit a photo of your ID and then take an automated scan of your face. Instructions will be given on how to do this using the camera on your device. The scan will then be used to match your face with your photo ID.

The accepted types of photo ID are:

- Passport
- UK driving licence (full or provisional)
- Biometric Residence Permit (BRP), UK Residence Card, or EEA Biometric Residence Card (BRC)
- European driving licence (full)
- European national identity card

During the scan the screen will flash and change colour. If flashing lights or colours make you feel unwell, you can record a video instead.

- **Submit photo ID and a video:** Instead of using the face scan you can record a short video of your face. Before you record your video, you will be shown 4 randomly generated numbers. You will be asked to tell us what the 4 numbers are.

To do this you can:

- say the numbers
- sign the numbers using British Sign Language
- write the numbers down and show them

Your identity will then be carefully checked by our ID checking team and can take up to 24 hours to be verified. This can be longer at busy times. You will be emailed to let you know if the ID check has been successful.

- **Use registration details from your GP surgery's online services:** When you signed up to use your GP surgery's online services, you will have been given three registration details.

The registration details are:

- a Linkage Key (which could be called a Passphrase)
- an ODS Code (which could be called an Organisation Code or Surgery ID)
- an Account ID

If you use this information to prove who you are, it is automatically checked with the GP surgery's system, along with your name and date of birth. During this process, your NHS number and health information is matched to your NHS login.

To use this option, you should select 'How to prove who you are without sending a photo of your ID' at the bottom of the page that tells you how to prove who you are.

If you have not already been verified to medium level, you will also be asked to enter your date of birth and NHS number. If you do not know your NHS number, you can enter your name and the postcode of your home address as registered with your GP surgery.

NHS login help centre

Visit the NHS login help centre for help and advice for any technical problems you may be having. You can also find out how to set up your NHS login, and what you need to do so. <https://help.login.nhs.uk/>

NHS login settings

Change your email address, password or phone number. You can also delete your NHS login if you no longer want to use it. [Change your NHS login settings](#)